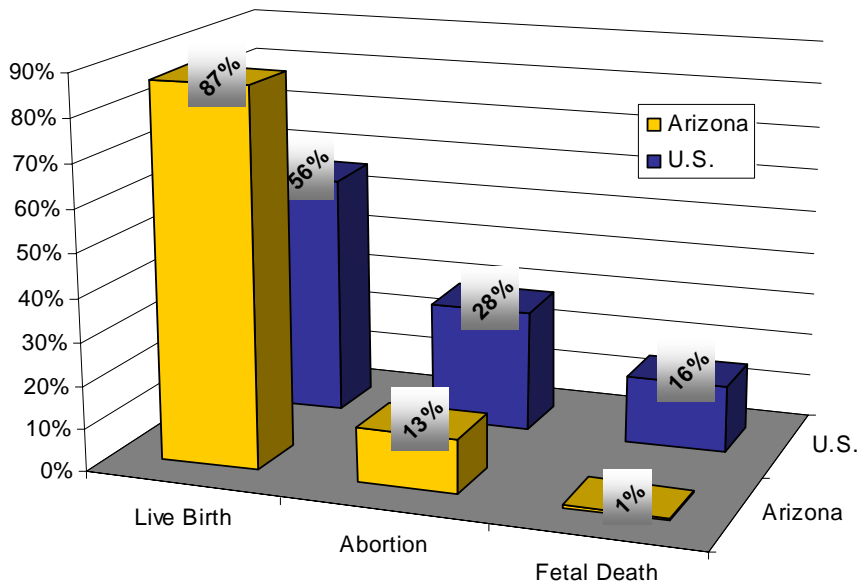


## TEEN PREGNANCY IN ARIZONA, 2008 FACT SHEET

### OVERVIEW

- In 2007, 14,713 females age 15 to 19 became pregnant in Arizona.
- 12,792 of these pregnancies resulted in live births (86.9%), 1,837 pregnancies were aborted (12.5%) and 84 pregnancies resulted in fetal deaths (.6%).
- The number of pregnancies that resulted in live births in Arizona during 2007 (86.9%) is notably higher than the 2006 national average (56.1%).

### Teenage Pregnancy Outcomes



Note: U.S. data is from 2002 and provided by the National Center for Health Care Statistics' report: "Recent Trends in Teenage Pregnancy in the United States, 1990-2002."

- Arizona's teenage pregnancy rate in 2007 was 68.4 per 1,000 females age 15 to 19, which is slightly lower than the previous year's (2006) rate of 68.7 per 1,000 females.
- The teenage pregnancy rate in Arizona has been on the decline over the past decade, decreasing by 25.1% below 1996 levels.
- The majority of the decline in national teen pregnancy rates (as much as 86%) is attributed to improved contraceptive use among sexually active teens and higher proportions of teens choosing to delay sexual activity.<sup>1</sup>

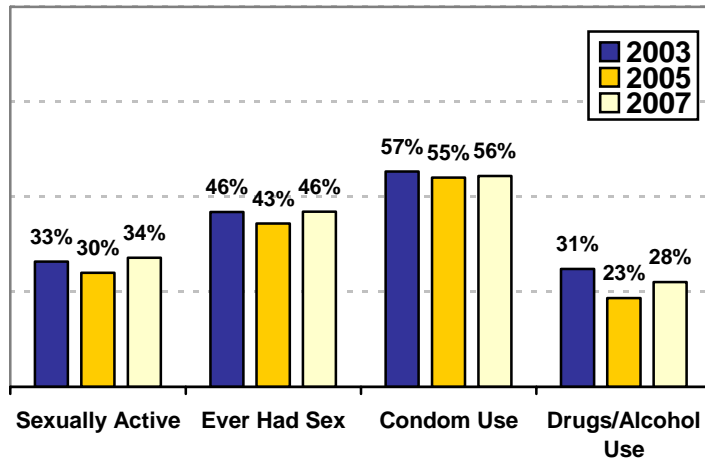
<sup>1</sup> Santelli J et al. Explaining recent declines in adolescent pregnancy in the United States: the contribution of abstinence and improved contraceptive use. American Journal of Public Health 2007; 97: 3.

WHY ARE RATES DECLINING SINCE THE 1990s?

- Nationally, the rate of teens using condoms has increased. National statistics in 2007 indicate that sexually active male and female high school students are significantly more likely to be protected during last sexual intercourse than their counterparts were in 1991. About 69% of males and 55% of females used condoms the last time they had intercourse.<sup>2</sup>
- The percentage of teens having sex has also dropped. In the United States, the percentage of male high school students who report ever having sexual intercourse declined between 1991 and 2007 from 57% to 50%.<sup>2</sup> Teenagers are also delaying sex until later in life. In 2002, 13% of never-married female teens had had sex before age 15 compared to 19% in 1995; 15% of males had done so compared to 21% in 1995.<sup>3</sup>

- Results from the 2007 Arizona Youth Risk Behavior Survey<sup>2</sup> show that both the percentage of students who have ever had sex and the percentage of students who are currently sexually active have increased since 2005. However, the increases were not statistically significant for either measure. And while the

**Teen Sexual Experience,  
Arizona YRBS 2003, 2005 & 2007**



percentage of students who reported using a condom increased slightly from the 2005 survey, the increase was not large enough to be statistically significant.

- A larger increase was observed in the percentage of students who drank alcohol or used drugs prior to sexual intercourse. Although the increase was also not statistically significant for the total teen population, males were significantly more likely than females to report being under the influence of drugs or alcohol before last sexual intercourse in 2005 and 2007.

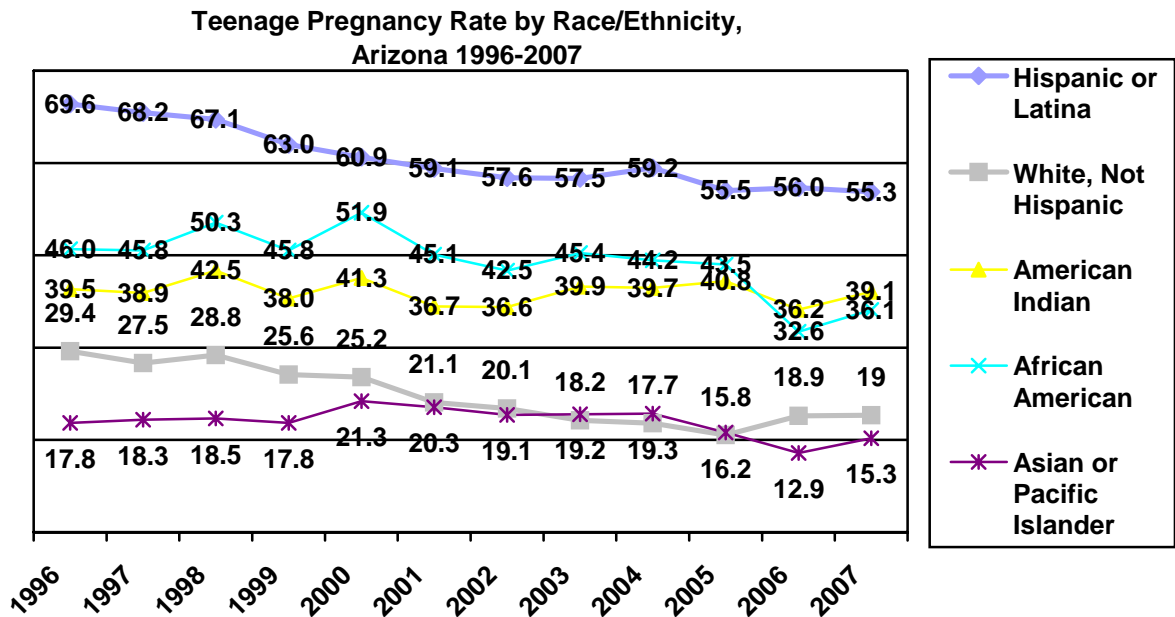
<sup>2</sup> Center for Disease Control, National Center for Chronic Disease Prevention and Health Promotion's Youth Online: Comprehensive Results (<http://www.cdc.gov/HealthyYouth/yrbs/>).

<sup>3</sup> National Campaign to Prevent Teen Pregnancy (<http://www.teenpregnancy.org>).

DEMOGRAPHIC ANALYSIS

*Race/Ethnicity*


- In 2007, Hispanics or Latinos continued to have the highest teen pregnancy rate (55.3 per 1,000 females aged 19 and younger), followed by American Indian (39.1 per 1,000), African American (36.1 per 1,000), White, non-Hispanic (19.0 per 1,000) and Asian or Pacific Islander (15.3 per 1,000).
- The greatest increases in teen pregnancy rates were for American Indian and African American females. American Indian females showed a sharp increase over the past year, from 36.2 per 1,000 females age 19 or younger in 2006 to 39.1 per 1,000 females in 2007. African American females showed a similar increase from 32.6 per 1,000 females age 19 or younger in 2006 to 36.1 per 1,000 females in 2007. However, the 2007 pregnancy rate for African American teens was still the second lowest rate for this group in the past twelve years.
- The teen pregnancy rate for Hispanic or Latinos was slightly lower over the past year, while the rate for White, non-Hispanic was virtually the same in 2007. Although the teen pregnancy rate for Asian or Pacific Islander increased from 12.9 per 1,000 females age 19 or younger in 2006 to 15.3 per 1,000 females in 2007, the pregnancy rate remained below all other race/ethnicities.



*Age Groups*

- Nearly two-thirds of all teen pregnancies (64.8%) occur among 18 to 19 year-olds; less than 3 percent (2.2%) occur among mothers that are 15 years or younger .
- The teen pregnancy rate for 18 to 19 year olds increased from 115.6 per 1,000 females in 2006 to 121.4 per 1,000 females in 2007 – its highest level since 2000.
- The teen pregnancy rate for 15 to 17 year olds decreased from 39.0 per 1,000 females in 2006 to 36.9 per 1,000 females in 2007. Although the 15 years and younger rate increased from 1.1 per 1,000 females in 2006 to 1.5 per 1,000 females in 2007, this age cohort accounted for a very small proportion of total adolescent pregnancies.

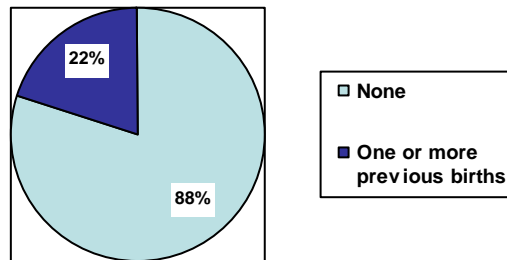
**Teenage Pregnancy Rate by Age Group,  
Arizona 1996-2006**



*Subsequent Births to Teens*

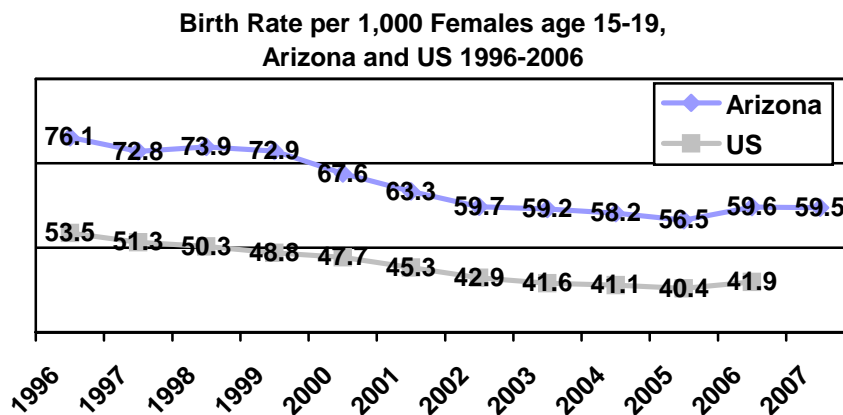
- 2,800 out of 12,792 or more than 1 in 5 teenage mothers (age 15-19) who gave birth in 2007 had delivered a previous live birth.
- The proportion of teenage mothers (age 15-19) who had a subsequent birth in 2007 remained the same as the proportion found in 2006 (22%).

**Repeat Births Among Teenage mothers (age 15-19)**



### TEENAGE BIRTHRATE COMPARISON

- In 2007, the teen birth rate remained constant at 59.5 per 1,000 females age 15-19. Although the teen birth remained above the 2005 low of 56.5 per 1,000 females age 15-19, the teen birth rate has actually dropped by 21.7 percent since 1996.
- Arizona's teen birth rate is consistently higher than the nation's, as displayed in the figure below. In 2006, Arizona's teen birth rate was 42.2% higher than that of the nations' (2007 national rate not available).



Note: U.S. data from provided by the National Campaign to Prevent Teen Pregnancy's report "Teen Birth Rates in the United States" (available at [teenpregnancy.org](http://teenpregnancy.org)).

### WHAT ARE THE CONSEQUENCES OF TEEN PREGNANCY?

- Research shows a strong connection between teen pregnancy and a number of negative consequences for mothers, fathers, and their children.<sup>4</sup>
  - Teen mothers are less likely to complete high school: only one-third receive a high school diploma and a mere 1.5% have a college degree by age 30.
  - Teen mothers are more likely to end up on welfare: nearly 80 percent of unmarried teen mothers end up on welfare.<sup>5</sup>
  - The children of teenage mothers have lower birth weights, are more likely to perform poorly in school, and are at greater risk of abuse and neglect.
  - The sons of teen mothers are 13 percent more likely to end up in prison while teen daughters are 22 percent more likely to become teen mothers themselves.

<sup>4</sup> See Maynard, R.A., (Ed.). (1996). Kids Having Kids: A Robin Hood Foundation Special Report on the Costs of Adolescent Childbearing, New York: Robin Hood Foundation. Information also available at: <http://www.teenpregnancy.org/resources/data/genifact.asp>.

<sup>5</sup> Calculations based on the National Longitudinal Survey of Youth (1979-1985) in Congressional Budget Office. (1990, September). *Sources of Support for Adolescent Mothers*. Washington, DC: Author.

- Half of all teenagers 15 to 19 years old believe that having a relationship with an older partner is “okay”.<sup>6</sup> However, older male partners hold disproportionate power to influence condom and contraceptive use in sexual relationships with teens and contribute to teen pregnancy. In addition, older male partners are less likely to be involved in the lives of infants when the mother is a teen.
  - In Arizona, more than 88 percent of mothers 20 years of age and older reported information about the father (last name and phone number) on the 2007 birth certificate. However, only 76 percent of mothers 18 to 19 years old and 65 percent of mothers 15 to 17 years of age reported the same information about the father.
  - One out of five teen mothers aged 15 to 19 years old reported her partner being at least 4 years older.

#### WHAT ARE THE PUBLIC HEALTH COSTS ASSOCIATED TEEN PREGNANCY?

- An analysis from the National Campaign to Prevent Teen Pregnancy shows that teen childbearing (teens 19 and younger) in Arizona cost taxpayers (federal, state, and local) at least \$252 million in 2004.
- Most of the costs of teen childbearing are associated with negative consequences for the *children* of teen mothers. In Arizona, in 2004, annual taxpayer costs associated with children born to teen mothers included: \$48 million for public health care (Medicaid and SCHIP); \$32 million for child welfare; \$43 million for incarceration; and \$88 million in lost tax revenue, due to decreased earnings and spending.
- The costs of childbearing are greatest for younger teens. In Arizona, the average annual cost associated with a child born to a mother 17 and younger is \$3,364.
- Between 1991 and 2004 there have been more than 158,300 teen births in Arizona, costing taxpayers a total of \$3.4 billion over that period.
- Because the teen birth rate in Arizona declined 25% between 1991 and 2004, an estimated \$101 million (in taxpayer’s dollars) was saved in 2004 alone.
- Public health insurance (AHCCCS & IHS) paid for 83% of teen births in Arizona during 2007. In 2006, hospital stays of teens with pregnancy and delivery-related diagnoses resulted in total charges to AHCCCS/Medicaid of over \$138 million dollars.

---

<sup>6</sup> National Campaign to Prevent Teen Pregnancy. *With One Voice 2007 America’s Adults and Teens Sound Off About Teen Pregnancy* ([http://www.thenationalcampaign.org/resources/pdf/pubs/WOV2007\\_fulltext.pdf](http://www.thenationalcampaign.org/resources/pdf/pubs/WOV2007_fulltext.pdf)).

